

## Evaluation of CO<sub>2</sub> Fixation by Microbial Metabolism

Akari Goto

### User Benefits

- ◆ Quickly and easily measure the quantity of CO<sub>2</sub> absorbed by microorganisms using a TOC-L analyzer to measure inorganic carbon (IC).
- ◆ ASI-L autosampler enables automatic continuous measurement of multiple samples simply by loading vials.

### Introduction

Reducing carbon dioxide (CO<sub>2</sub>) emissions, which cause global warming, is a global issue, and various efforts are being made in various countries. In recent years, in addition to methods for directly reducing CO<sub>2</sub> emissions, technologies for separating and capturing CO<sub>2</sub> emitted into the atmosphere, converting it into useful substances, such as chemical raw materials, have become important for realizing a carbon-neutral society. Various methods are being considered for CO<sub>2</sub> capturing and conversion. Among them, biological approaches have been studied using artificial photosynthesis, algae, and microbial metabolism (Fig. 1). These methods are attracting attention because they can be used for environmentally friendly products, such as biofuels, and the processes also have a low impact on the environment. This article describes evaluating the amount of CO<sub>2</sub> absorbed by microbial metabolism by measuring the amount of dissolved CO<sub>2</sub> in medium with added microorganisms based on TOC-L analyzer measurements of inorganic carbon (IC).

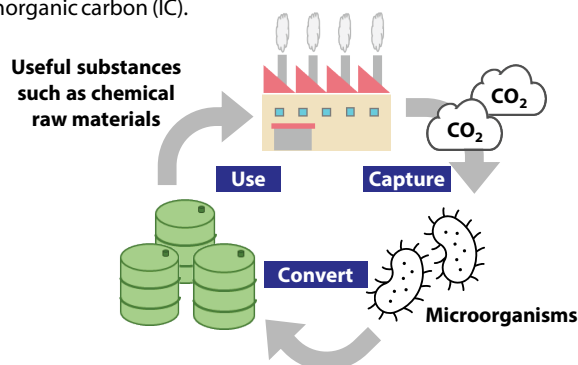


Fig. 1 Illustration of CO<sub>2</sub> Capturing and Conversion Using Microorganisms

### Inorganic Carbon (IC) Measurement by TOC-L Analyzer

The TOC-L analyzer has functionality for determining both total organic carbon (TOC) and inorganic carbon (IC) in samples. Most of the CO<sub>2</sub> in an aqueous solution is in the form of hydrogen carbonate (HCO<sub>3</sub><sup>-</sup>) or carbonate (CO<sub>3</sub><sup>2-</sup>) ions. In IC measurements, the HCO<sub>3</sub><sup>-</sup> and CO<sub>3</sub><sup>2-</sup> in the sample are converted into the form of dissolved CO<sub>2</sub> by acidifying the sample, extracted with a CO<sub>2</sub>-free gas, and quantified using an infrared CO<sub>2</sub> detector (Fig. 2). It is also possible to successively measure multiple samples using an autosampler (Fig. 3).

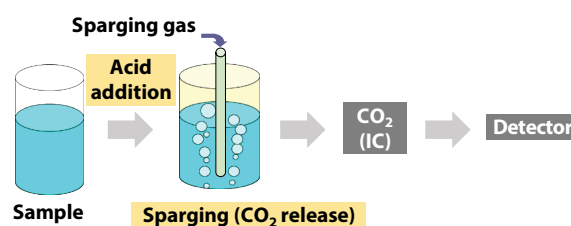


Fig. 2 Inorganic Carbon (IC) Measurement



Fig. 3 TOC-L Analyzer and ASI-L Autosampler

### Analysis Method

For this example, the bacteria were added to the medium in which a certain amount of CO<sub>2</sub> had been absorbed, and allowed to react for 0, 3, and 24 hours. Bacteria were removed by centrifugation, and the IC concentration of the supernatant was measured (Fig. 4). Table 1 shows the measurement conditions.

Table 1 Measurement Conditions

Analyzer:	TOC-L <sub>CPH</sub> total organic carbon analyzer
Measurement Items:	Inorganic carbon (IC)
IC Measurement Method:	Extraction of carbon dioxide by phosphoric acid acidification
Calibration Curve:	2-point calibration curve for 0-20 mgC/L sodium carbonate and sodium hydrogen carbonate (aq)
Injection Volume:	50 µL
Dilution Ratio:	100 times

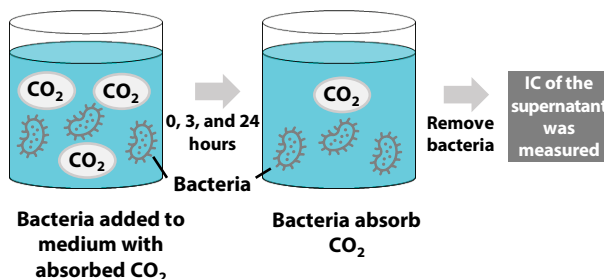


Fig. 4 Analysis Method

## ■ Calibration Curve

The analyzer was calibrated by measuring 0-20 mgC/L sodium carbonate and sodium hydrogen carbonate (aq). Measurement data is shown in Fig. 5.

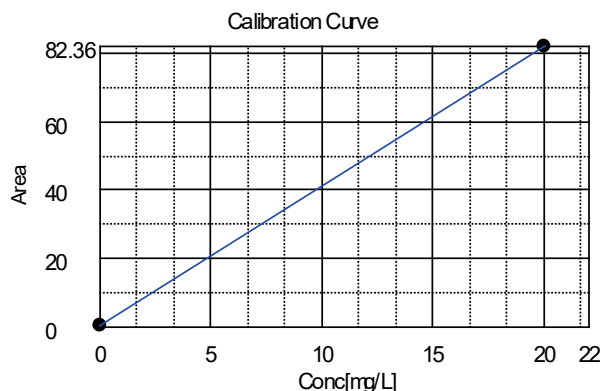


Fig. 5 Calibration Curve Measurement Data

## ■ Measurement Results

The measurement data for three samples with different reaction times with bacteria are shown in Fig. 6, and the measurement results corrected by the dilution ratio are shown in Table 2. As the reaction time increased, the IC concentration of the supernatant solution decreased markedly, allowing the amount of CO<sub>2</sub> absorbed by the bacteria to be quantitatively evaluated. The coefficient of variation for repeated measurements was less than 2 % in all cases, indicating good reproducibility.

Table 2 Supernatant Measurement Results (Corrected with Dilution Ratio)

Reaction Time	IC Conc. (mgC/L)	Coefficient of Variation (%)
0 hour	1694	0.45
3 hours	1163	0.95
24 hours	288.3	1.26

**About 83% decrease**

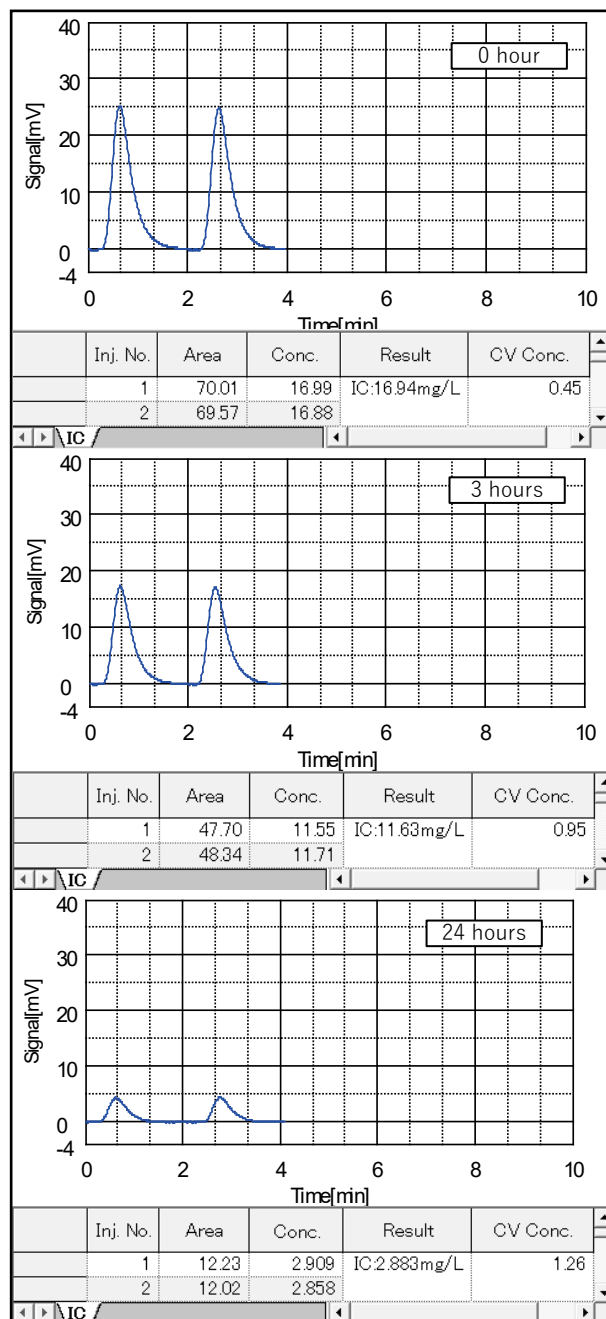


Fig. 6 Sample Measurement Data

## ■ Conclusion

In this paper, the amount of CO<sub>2</sub> absorbed by bacteria was evaluated by adding bacteria to a medium with absorbed CO<sub>2</sub>, letting the bacteria and CO<sub>2</sub> react, and then measuring the IC in the supernatant. Information on the amount of CO<sub>2</sub> absorbed is useful for researching types of microorganisms that fix CO<sub>2</sub> and reaction conditions. The TOC-L analyzer enables the amount of dissolved CO<sub>2</sub> in solution to be determined easily and quickly. Try using it for your research of CO<sub>2</sub> fixation technology.

## Acknowledgements

We would like to express our deep appreciation to the Research Institute of Innovative Technology for the Earth for providing bacteria samples.